

curve | twin | city
Showerstations





Showerstations





twin

Showerstation, kombinierbar mit allen Regenbrausen
Showerstation, combinable avec toutes les pommes de douche
 Showerstation, abbinabile con tutti i soffioni a pioggia
Showerstation, can be combined with all rain shower heads



twin

Showerstation mit Handbrause und runder Regenbrause Ø 206 mm
Showerstation avec douchette et pomme de douche ronde Ø 206 mm
 Showerstation con doccetta e soffione a pioggia rotondo Ø 206 mm
Showerstation with handspray and round rain shower head Ø 206 mm



city

Showerstation, kombinierbar mit allen Regenbrausen
Showerstation, combinable avec toutes les pommes de douche
 Showerstation, abbinabile con tutti i soffioni a pioggia
Showerstation, can be combined with all rain shower heads



city

Showerstation mit Handbrause und quadratischer Regenbrause 202 mm
Showerstation avec douchette et pomme de douche carrée 202 mm
 Showerstation con doccetta e soffione a pioggia quadrangolare 202 mm
Showerstation with handspray and square rain shower head 202 mm



SK Citypro

Showerstation inkl. Thermostatmischer, Handbrause und runder Regenbrause Ø 206 mm
Showerstation avec mitigeur thermostatique, douchette et pomme de douche ronde Ø 206 mm
 Showerstation con miscelatore termostatica, doccetta e soffione a pioggia rotondo Ø 206 mm
Showerstation with thermostatic mixer, handspray and round rain shower head Ø 206 mm

Shower Systems – alles ist möglich

Kombinieren Sie nach Lust und Laune. Von mechanischen, elektronischen und thermostatischen Auf- beziehungsweise Unterputzmischern über Regenbrausen bis hin zur Handbrause und zum Duschenzubehör bieten wir Ihnen ein Sortiment, das keine Wünsche offen und sich individuell kombinieren lässt. Oder wählen Sie ganz einfach die Komplettlösung SK Citypro Showerstation. Diese ist schnell in ihrer neuen Dusche montiert oder ersetzt ihre heutige Installation.

Shower Systems – tout est possible

Combinez selon vos envies. Nous vous proposons un assortiment qui comble tous les désirs et qui se compose individuellement: des mitigeurs mécaniques, électroniques et thermostatiques, encastrés ou apparents jusqu'aux douchettes à la main et accessoires pour la douche, en passant par les pommes de douche. Ou bien optez tout simplement pour la solution complète: la station de douche SK Citypro. Elle se monte rapidement dans votre nouvelle douche ou remplace votre installation actuelle.

Komplettlösung
SK Citypro Showerstation
Solution complète
Showerstation SK Citypro
Soluzione completa
Shower station SK Citypro
System solution
SK Citypro Showerstation



90


oder
 ou
 o
 or

Kombinationsmöglichkeiten | Possibilités de combinaison | Possibilità di combinazione | Combination options

Duschen-/Bademischer
 mechanisch, elektronisch
 oder thermostatisch
*Mitigeurs de douche ou de
 baignoire, mécaniques, élec-
 troniques ou thermostatiques*
*Miscelatori per vasca e
 doccia meccanici, elettronici
 o termostatici*
*Shower/bathtub mixer
 mechanical, electronic or
 thermostatic Shower/bathtub
 mixer*

Brausenzubehör oder Showerstation
 in Kombination mit Regenbrausen
*Accessoires de pommes de douche
 ou Showerstation en combinaison avec
 les pommes de douche pluie*
*Accessori doccia o Showerstation
 in combinazione con soffioni a pioggia*
*Showerhead accessories or shower station
 combined with a rain spray*


Duschenaccessoires: Duschengleit-
 stangen, Handbrausenhalter, Wandbogen
*Accessoires pour la douche: glissières de
 douche, support de douchette, coude
 mural*
*Accessori per la doccia: aste di scor-
 rimento, supporti per doccetta, prese
 d'acqua a parete*
*Shower accessories: shower rails, hand
 spray holders, wall connections*




34-73



82



88*



96



104



90



88*



96




96



108



90



88



92

* Nur mit Unterputz-Mischern kombinierbar / *Seulement en combinaison avec mitigeurs de douche encastrés*
Solamente in combinazione con miscelatori da doccia ad incasso / Only in combination with concealed shower mixer

Shower Systems – tutto è possibile

Sperimentate le molteplici possibilità di combinazione. Il nostro assortimento comprende miscelatori ad incasso o sopra muro, meccanici, elettronici e termostatici, soffioni a pioggia, doccette a mano fino agli accessori, per soddisfare tutte le esigenze e creare soluzioni personalizzate. O scegliete semplicemente la shower station SK Citypro. Questa soluzione completa può essere montata in tutta semplicità nella vostra nuova doccia o andare a sostituire l'installazione esistente.

Shower Systems – infinite options

Combine according to your mood. From mechanical, electronic and thermostatic surface- or flush-mounted mixers, rain and hand sprays to shower accessories, we offer a full selection to satisfy your every wish, with an infinite number of combination options. Alternatively you can simply opt for a system solution like the SK Citypro shower station. It can be quickly fitted to your new shower or replace your existing installation.

Komplettlösung | Solution complète Soluzione completa | System solution



**SK Citypro
Showerstation**

90

Anwendungsbeispiele | Exemples d'utilisation | Possibilità d'impiego | Application examples

curve



arwa-curveplus
Bademischer
inkl. MyTwin100
Mitigeur de bain
y compris MyTwin100
Miscelatore per bagno
incl. MyTwin100
Bath mixer
incl. MyTwin100

48



MyTwin100
Handbrause
Douchette
Douchette
Handspray

82



TwinGliss600
Duschengleitstange
Glissière de douche
Asta salicendi per doccia
Shower slide bar

96

twin



arwa-twinplus
Unterputz-Bademischer
Mitigeur de bain encastré
Miscelatore per bagno ad incasso
Concealed bath mixer

104



MyTwin120
Handbrause
Douchette
Douchette
Handspray

82



twin
Regenbrause
Pomme de douche pluie
Soffione a pioggia
Rain shower

88



TwinGliss600
Duschengleitstange
Glissière de douche
Asta salicendi per doccia
Shower slide bar

96



twin
Anschlussbogen für Schlauch
Coude mural pour flexible
Gomito al muro per
tubo flessibile
Wall connection for hose

96

city



arwa-cityplus
Unterputz-Bademischer
Mitigeur de bain encastré
Miscelatore per bagno ad incasso
Concealed bath mixer

104



MyCity100
Handbrause
Douchette
Douchette
Handspray

82



city
Regenbrause
Pomme de douche pluie
Soffione a pioggia
Rain shower

88



TwinGliss1000
Duschengleitstange
Glissière de douche
Asta salicendi per doccia
Shower slide bar

96



city
Anschlussbogen für Schlauch
Coude mural pour flexible
Gomito al muro per
tubo flessibile
Wall connection for hose

96

Showerstations



9.81113.100.040

Showerstation twin

Ohne Regenbrause
Kunststoffschlauch 1500 mm
Kunststoffschlauch 600 mm
Handbrause arwa-style uno
Kombinierbar mit allen
Regenbrausen

Showerstation twin

Sans pomme de douche
Flexible synthétique 1500 mm
Flexible synthétique 600 mm
Douchette arwa-style uno
Combinable avec toutes les
pompes de douche

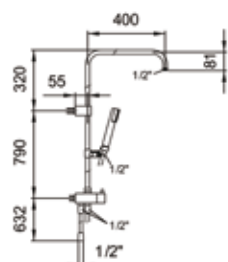
Showerstation twin

Senza soffione a pioggia
Tubo metallico 1500 mm
Tubo sintetico 600 mm
Doccetta arwa-style uno
Abbinabile con tutti i soffioni
a pioggia

Showerstation twin

Without rain shower head
Flexible hose 1500 mm
Flexible hose 600 mm
Handspray arwa-style uno
Can be combined with all rain
shower heads

12 | 14 l/min (3 bar) / IIC*



9.81113.100.001

Showerstation twin

Regenbrause rund ø 206 mm
Metallschlauch 1500 mm
Metallschlauch 800 mm
Handbrause arwa-style uno

Showerstation twin

Pomme de douche pluie
ronde ø 206 mm
Flexible métallique 1500 mm
Flexible métallique 800 mm
Douchette arwa-style uno

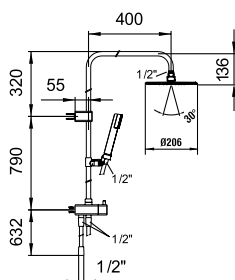
Showerstation twin

Soffione a pioggia rotondo
ø 206 mm
Tubo metallico 1500 mm
Tubo metallico 800 mm
Doccetta arwa-style uno

Showerstation twin

Rain shower head round
ø 206 mm
Metallic hose 1500 mm
Metallic hose 800 mm
Handspray arwa-style uno

12 | 8.5 l/min (3 bar) / IIC*



NEW

5.00957.100.000

Showerstation SK Citypro

Komplett mit
Thermostatischem Duschen-
mischer
Regenbrause rund ø 206 mm
Kunststoffschlauch 1500 mm
Handbrause AquaJet

Showerstation SK Citypro

Completo con mitigeur de
douche thermostatique
Pomme de douche pluie
ronde ø 206 mm
Flexible synthétique 1500 mm
Douchette AquaJet

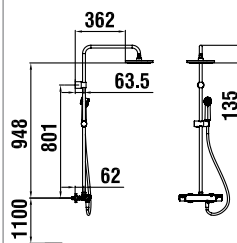
Showerstation SK Citypro

Completo con miscelatore
da doccia termostatico
Soffione a pioggia rotondo
ø 206 mm
Tubo sintetico 1500 mm
Doccetta AquaJet

Showerstation SK Citypro

Complete with thermostatic
shower mixer
Rain shower head round
ø 206 mm
Flexible hose 1500 mm
Handspray AquaJet

12 | 8 l/min (3 bar) / IB*



9.71113.100.040

Showerstation city

Ohne Regenbrause
Kunststoffschlauch 1500 mm
Kunststoffschlauch 600 mm
Handbrause arwa-style uno
Kombinierbar mit allen
Regenbrausen

Showerstation city

Sans pomme de douche
Flexible synthétique 1500 mm
Flexible synthétique 600 mm
Douchette arwa-style uno
Combinable avec toutes les
pompes de douche

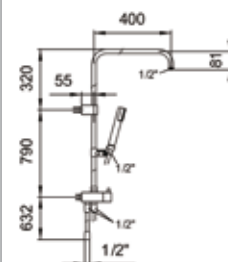
Showerstation city

Senza soffione a pioggia
Tubo sintetico 1500 mm
Tubo sintetico 600 mm
Doccetta arwa-style uno
Abbinabile con tutti i soffioni
a pioggia

Showerstation city

Without rain shower head
Flexible hose 1500 mm
Flexible hose 600 mm
Handspray arwa-style uno
Can be combined with all rain
shower heads

12 | 14 l/min (3 bar) / IIC*



9.71113.100.001

Showerstation city

Regenbrause quadratisch
202 x 202 mm
Metallschlauch 1500 mm
Metallschlauch 800 mm
Handbrause arwa-style uno

Showerstation city

Pomme de douche pluie
carrée 202 x 202 mm
Flexible métallique 1500 mm
Flexible métallique 800 mm
Douchette arwa-style uno

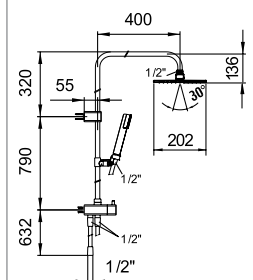
Showerstation city

Soffione a pioggia
quadrangolare 202 x 202 mm
Tubo metallico 1500 mm
Tubo metallico 800 mm
Doccetta arwa-style uno

Showerstation city

Rain shower head square
202 x 202 mm
Metallic hose 1500 mm
Metallic hose 800 mm
Handspray arwa-style uno

12 | 8.5 l/min (3 bar) / IIC*



Similor AG Wahlenstrasse 46, CH-4242 Laufen
Customer Services CH 0848 000 166
Tel. +41 (0)61 765 73 33, Fax +41 (0)61 765 73 34
www.similor.ch, info@similor.ch

Service Centers Similor AG, Industriestrasse 41a, CH-8304 Wallisellen, Tel. 0848 111 166
Similor AG, Wilkerstrasse 20, CH-3097 Liebefeld, Tel. 0848 111 166
Similor AG, Chemin de la Marbrerie 10, CH-1227 Carouge, Tel. 0848 111 166

arwa, Similor Kugler and Sanimatic are trademarks of Similor.

arwa 
sanimatic **SIMILOR**
KUGLER
WATER INSPIRATION  SINCE 1854

 **myclimate**
neutral
Drucksache
No. 01-16-00282 - www.myclimate.org
© myclimate - The Climate Protection Partnership


www.fsc.org
FSC® C010153
MIX
Aus verantwortungsvollen Quellen
leu de sources responsables
Da fonti gestite in maniera responsabile

printed in
switzerland